

LINEA PLEXY A PARETE

Segnaletica

SCHEDA TECNICA



DIST22

+



LPP

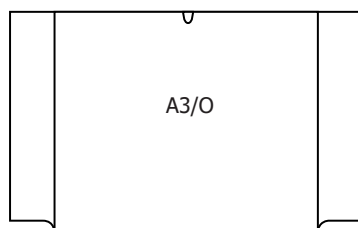
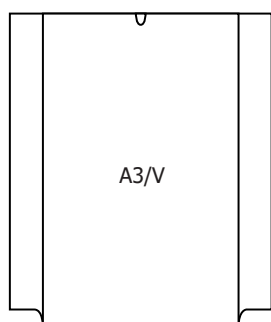
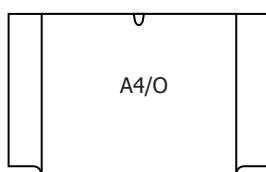
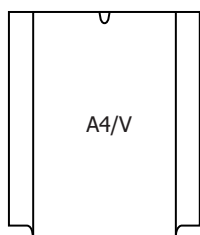
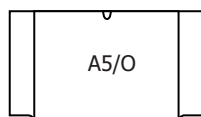
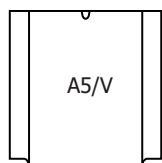
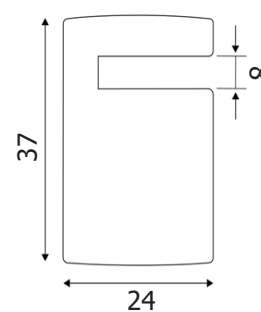
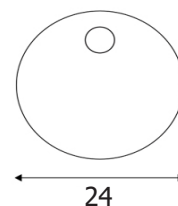
STRUTTURA

-  MATERIALE TARGA: plexiglass
-  FINITURA: trasparente
-  MATERIALE DISTANZIALE: alluminio
-  FINITURA: silver
-  INDOOR
-  FISSAGGIO A PARETE

GRAFICA

-  GRAFICA INTERCAMBIABILE
-  MONOFACCIALE

Segnaletica linea PLEXY composta da: targa a parete in plexiglass trasparente piegato ad U per grafiche intercambiabili. Dotata di alette laterali per il fissaggio a parete, componibile con distanziali perimetrali DIST22. Clip di chiusura trasparente.

LPP

DIST22

DISTANZIALE
DIMENSIONI PRODOTTO (mm)

Codice	Dim. struttura (AxB)	Cod. EAN
DIST22	37x24Ø	0755899240371

TARGHE A PARETE
DIMENSIONI PRODOTTO (mm)

Codice	Area visibile	Dim. struttura (AxB)	Cod. EAN
LPPA5V	150x210	190x225	0755899258826
LPPA5H	210x150	250x165	0755899258833
LPPA4V	210x300	250x315	0755899258840
LPPA4H	300x210	340x225	0755899258857
LPPA3V	300x420	340x435	0755899258864
LPPA3H	420x300	460x315	0755899258871